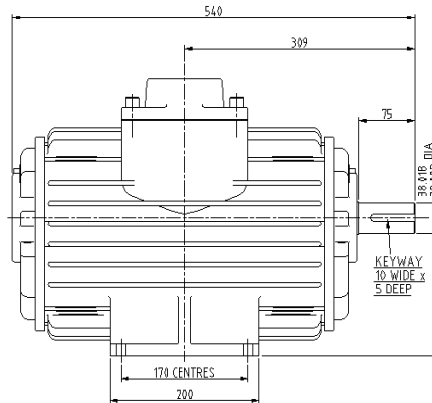
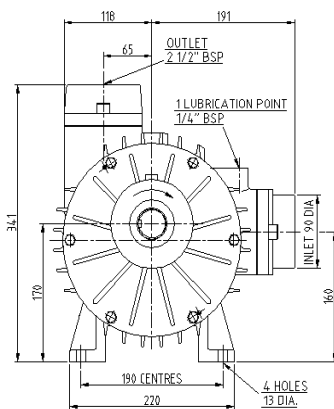
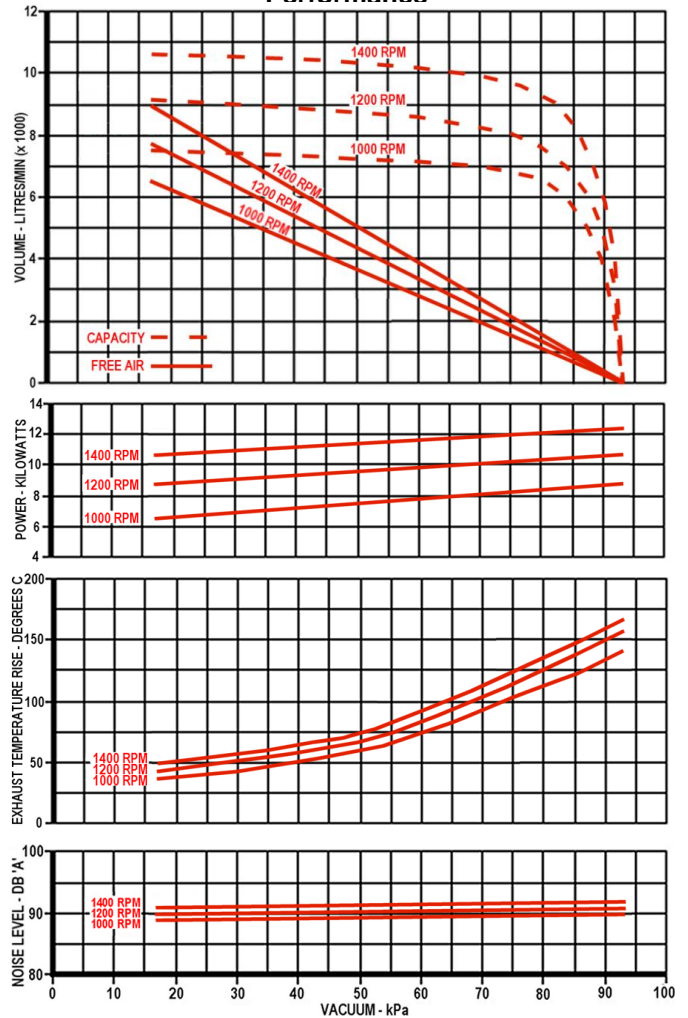




## Materials of Construction

Component	Material Specification
Cylinder	Grey Cast Iron EN-GJL-200 / EN-JL-1030 (EN1561)
Coverplates	Grey Cast Iron EN-GJL-200 / EN-JL-1030 (EN1561)
Rotor / Shaft	S.G. Iron EN-GJS-400-15 / EN-JS-1030 (EN1563)
Sleeves	Grey Cast Iron EN-GJL-200 / EN-JL-1030 (EN1561)
Flanges	Grey Cast Iron EN-GJL-200 / EN-JL-1030 (EN1561)
Blades	Non-Asbestos Resin Bonded Fabric
Ball Bearing	Single row, deep groove ball with metal cage
Lip Seals	Steel cased, Viton

## Performance



### SPEED

Maximum Speed	-	1440	RPM
Minimum Speed	-	900	RPM

### TEMPERATURE

Max. Inlet Temperature	-	40	°C
------------------------	---	----	----

### INERTIA

Moment Of Inertia	-	0.169	Kgm <sup>2</sup>
-------------------	---	-------	------------------

### WEIGHT

Approximate Weight	-	115	kgs
--------------------	---	-----	-----

### LUBRICATION

Bearings greased for life using SHELL ALBIDA RA grease.  
Blades lubricated via a single lubrication point using SHELL RIMULA X 15W/40 oil.

### BEARING ARRANGEMENT

Ball bearing at both ends giving approximate life values for drive end of 29000 hours and rear end of 52000 hours.